

4"


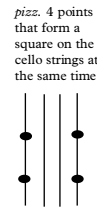
senza vib.  
III  
G4 +2c III  
C2 0c C2 0c

*fp* (no cresc.) *f* sub.



♩ = 64  
(highest possible pitch)  
*sul pont.*

*f*



♩ = 36

*ffffppp* *ffffppp* *ffffppp* *ffffppp*

ca. 4" Bow horizontally & vertically on strings (can start anywhere)



♩ = 64  
(highest possible pitch)  
*tasto*

*pp*



♩ = 64  
(highest possible pitch)  
*normal*

*mf*

2"

highest possible, maintaining major 3rd interval


*fpp* *p*

4"

*p* (no cresc.)

## sketch 5//squares

for cello N.M.Nhat (2020)  
\*Always rest 10" before moving onto the next idea \* time limit ~3 min \* can start anywhere \* you (the performer) have to play your own picture



1"

max. overpressure (no pitch)

*f* (make sure the dynamic is completely flat and constant)

E3 -14c  
C3 0c

*f*

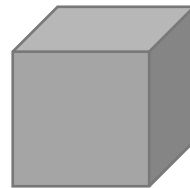
as fast and rhythmically even as possible

*f* *mf*

2"

senza vib.  
G5# -14c  
E5 0c

*p* (no cresc.)



pizz.  
III

*f*

until fades out

♩ = 64  
(highest possible pitch)  
*molto sul pont.*

*ff*


4"

highest possible

*f < f* *f < f* *f < f* *f < f*

♩ = 116  
G2 +2c  
C2 0c

*f* *mf* *mp*



♩ = 88

*ffffppp* *ffffppp* *ffffppp* *ffffppp*

*col legno battuto*  
*mf*

ca. 4" glide pencil horizontally & vertically on strings (can start anywhere)



as short as possible, but not to give a feeling of staccato

pizz.  
arco

*f* (make sure dynamic of pizz. & arco are uniform)